



Census Decision Center

Product Vision

- For:* GW Decision Makers
- Who:* Desire a simple way to access, use, and understand Census Information
- The:* Census Decision Center
- Is an:* Integrated source of Census data
- That:* provides easy to use information that spans multiple years and can be consumed in multiple ways (Reports, Ad hoc queries, Dashboards, etc...)
- Unlike:* Distributed Census reports
- This Product:* Will be easy to use, visual, automatically updated, secured, and certified

Update:

Census data is captured at certain pre-determined dates in a term and is used for reporting to external agencies. It is also used internally at GW for planning and budgeting purposes. Data from Summer 2012 to Summer 2018 is being provided by the Office of Institutional Research & Planning.

From Fall 2018 and onward, data will immediately be available in the data warehouse for:

- **Census Student Registration** – Shows student and course registration taken at the beginning and end of a term.

| Primary College | Term | Undergraduate - 01 | Graduate - 02 |
|------------------------------|-----------|--------------------|----------------|
| Columbian Coll of Arts & Sci | 2014 Fall | 5,182 | 2,616 |
| | 2015 Fall | 5,220 ▲ 0.73% | 2,551 ▼ 2.48% |
| | 2016 Fall | 5,203 ▼ 0.33% | 2,618 ▲ 2.63% |
| | 2017 Fall | 5,320 ▲ 2.25% | 2,739 ▲ 4.62% |
| | 2018 Fall | 5,484 ▲ 3.08% | 2,655 ▼ 3.07% |
| Elliott Schl of Intl Affairs | 2014 Fall | 2,045 | 890 |
| | 2015 Fall | 2,178 ▲ 6.50% | 850 ▼ 4.49% |
| | 2016 Fall | 2,236 ▲ 2.66% | 837 ▼ 1.53% |
| | 2017 Fall | 2,295 ▲ 2.64% | 804 ▼ 3.94% |
| | 2018 Fall | 2,285 ▼ 0.44% | 786 ▼ 2.24% |
| School of Business | 2014 Fall | 1,594 | 1,947 |
| | 2015 Fall | 1,627 ▲ 2.07% | 1,882 ▼ 3.34% |
| | 2016 Fall | 1,658 ▲ 1.91% | 1,838 ▼ 2.34% |
| | 2017 Fall | 1,699 ▲ 2.47% | 1,780 ▼ 3.16% |
| | 2018 Fall | 1,767 ▲ 4.00% | 1,627 ▼ 8.60% |
| School of Engin & App Sc | 2014 Fall | 786 | 1,691 |
| | 2015 Fall | 886 ▲ 12.72% | 1,613 ▼ 4.61% |
| | 2016 Fall | 955 ▲ 7.79% | 1,839 ▲ 14.01% |
| | 2017 Fall | 965 ▲ 1.05% | 2,153 ▲ 17.07% |
| | 2018 Fall | 980 ▲ 1.55% | 2,070 ▼ 3.86% |
| Coll of Professional Studies | 2014 Fall | 67 | 1,044 |
| | 2015 Fall | 80 ▲ 19.40% | 1,032 ▼ 1.15% |
| | 2016 Fall | 113 ▲ 41.25% | 970 ▼ 6.01% |
| | 2017 Fall | 173 ▲ 53.10% | 996 ▲ 2.68% |
| | 2018 Fall | 233 ▲ 34.68% | 939 ▼ 5.72% |

Enrollment by college and by term (includes the latest Fall term)

The BI team is continuing to work on bringing in data directly from Banner for:

- **Census Student Applications** – Contains student applications as of census date.
- **Census Test Scores** – Contains submitted test scores of applicants as of census date.

Availability:

- Available to authorized Tableau and Cognos power users.





Retention Dashboard

Product Vision

- For:* Enrollment Decision Makers
- Who:* Would like to understand and access Retention information easily
- The:* Retention Dashboard
- Is an:* Interactive and visualization tool
- That:* Provides key information and metrics
- Unlike:* Compiling data from different sources and merging them together in spreadsheets
- This Product:* Can be accessed online or on mobile devices, is secure, and pulls data from the data warehouse

New Product:

- **Student-centric Dashboard [BETA]** – Intended as a drill-down dashboard for the future Retention Dashboard, the Student-centric dashboard allows users to view a student's enrollment and course registration, latest financial aid package, hold information, and application history. Degree Audit information will be added next. Beta is available to a select group of users.

| Gender: Male Ethnicity: White Age: 26 Int'l Student? N Veteran? N URM? N | GWID School of Business Degree: M B A Admit Term: 2017 Fall Student Class: Graduate Registration Type: Part Time | Cumulative Overall Earned Hours: 58 Cumulative Overall GPA: 3.46 | | | | | | | | | | | | | | | | | | | | | | | | | | | | | | | | | | | | | | | | | | | | |
|---|--|---|---------------|---------------|--------------------------------|----------------|---------------|-----------|----------------|---------------|---------------------|--------------|--------------|---------------------|----------|------------------------------|-----------------|-------|--------------------------------|-------------------|------|-------|------|----------------|---|-----------|--------------------|---------|-----------------|---------|-------------|-------------------|-------|------|------|---------------------------|---|-----------|--|--|--|--|--|--|--|---|
| | Latest Enrollment (click to view course registration) | | | | | | | | | | | | | | | | | | | | | | | | | | | | | | | | | | | | | | | | | | | | | |
| | <table border="1"> <thead> <tr> <th>Term Code</th> <th>Curriculum</th> <th>College</th> <th>Degree</th> <th>Campus</th> <th>1st Major</th> <th>2nd Major</th> <th>1st Minor</th> <th>2nd Minor</th> <th>Student Type</th> <th>Honors</th> <th>Expected Graduation</th> </tr> </thead> <tbody> <tr> <td>201802</td> <td>Primary</td> <td>School of Bus..</td> <td>M B A</td> <td>Main Campus</td> <td>Business Admini..</td> <td>None</td> <td>None</td> <td>None</td> <td>Continuing S..</td> <td>N</td> <td>8/31/2019</td> </tr> <tr> <td>201803</td> <td>Primary</td> <td>School of Bus..</td> <td>M B A</td> <td>Main Campus</td> <td>Business Admini..</td> <td>None</td> <td>None</td> <td>None</td> <td>Continuing S..</td> <td>N</td> <td>8/31/2019</td> </tr> </tbody> </table> | | Term Code | Curriculum | College | Degree | Campus | 1st Major | 2nd Major | 1st Minor | 2nd Minor | Student Type | Honors | Expected Graduation | 201802 | Primary | School of Bus.. | M B A | Main Campus | Business Admini.. | None | None | None | Continuing S.. | N | 8/31/2019 | 201803 | Primary | School of Bus.. | M B A | Main Campus | Business Admini.. | None | None | None | Continuing S.. | N | 8/31/2019 | | | | | | | | |
| Term Code | Curriculum | College | Degree | Campus | 1st Major | 2nd Major | 1st Minor | 2nd Minor | Student Type | Honors | Expected Graduation | | | | | | | | | | | | | | | | | | | | | | | | | | | | | | | | | | | |
| 201802 | Primary | School of Bus.. | M B A | Main Campus | Business Admini.. | None | None | None | Continuing S.. | N | 8/31/2019 | | | | | | | | | | | | | | | | | | | | | | | | | | | | | | | | | | | |
| 201803 | Primary | School of Bus.. | M B A | Main Campus | Business Admini.. | None | None | None | Continuing S.. | N | 8/31/2019 | | | | | | | | | | | | | | | | | | | | | | | | | | | | | | | | | | | |
| Address Housing Address (RMS/Facilities) DISTRICT HOUSE 2121 H STREET, NW WASHINGTON DC, 20052 | Course Registration <table border="1"> <thead> <tr> <th>Register Term</th> <th>Course Level</th> <th>Course College</th> <th>Subject</th> <th>Course Number</th> <th>Course</th> <th>Section Number</th> <th>Section Title</th> <th>CRN</th> <th>Course Grade</th> <th>Credit Hours</th> </tr> </thead> <tbody> <tr> <td>201803</td> <td>Graduate</td> <td>Columbian Coll of Arts & Sci</td> <td>ECON</td> <td>6237</td> <td>Econ-Environ/Natural Resources</td> <td>10</td> <td></td> <td>21747</td> <td>###</td> <td>3</td> </tr> <tr> <td></td> <td></td> <td>School of Business</td> <td>MBAD</td> <td>6235</td> <td>Finance</td> <td>11P</td> <td></td> <td>23787</td> <td>###</td> <td>3</td> </tr> <tr> <td colspan="10">Total Credit Hours</td> <td>6</td> </tr> </tbody> </table> | | Register Term | Course Level | Course College | Subject | Course Number | Course | Section Number | Section Title | CRN | Course Grade | Credit Hours | 201803 | Graduate | Columbian Coll of Arts & Sci | ECON | 6237 | Econ-Environ/Natural Resources | 10 | | 21747 | ### | 3 | | | School of Business | MBAD | 6235 | Finance | 11P | | 23787 | ### | 3 | Total Credit Hours | | | | | | | | | | 6 |
| Register Term | Course Level | Course College | Subject | Course Number | Course | Section Number | Section Title | CRN | Course Grade | Credit Hours | | | | | | | | | | | | | | | | | | | | | | | | | | | | | | | | | | | | |
| 201803 | Graduate | Columbian Coll of Arts & Sci | ECON | 6237 | Econ-Environ/Natural Resources | 10 | | 21747 | ### | 3 | | | | | | | | | | | | | | | | | | | | | | | | | | | | | | | | | | | | |
| | | School of Business | MBAD | 6235 | Finance | 11P | | 23787 | ### | 3 | | | | | | | | | | | | | | | | | | | | | | | | | | | | | | | | | | | | |
| Total Credit Hours | | | | | | | | | | 6 | | | | | | | | | | | | | | | | | | | | | | | | | | | | | | | | | | | | |

Sample screenshot of the Student-centric Dashboard

Student Lifecycle Decision Center

New Features:

- **Holds** – Different types of holds are put on a student's record as an indication of a failure to meet an obligation or a request. They are added by different offices across the University and may affect a student's ability to enroll in courses. To achieve greater visibility on what holds exist for a student, they were brought into the data warehouse and will be used in various dashboards. To keep the data current and useful for decision-making, holds will be refreshed **hourly**.





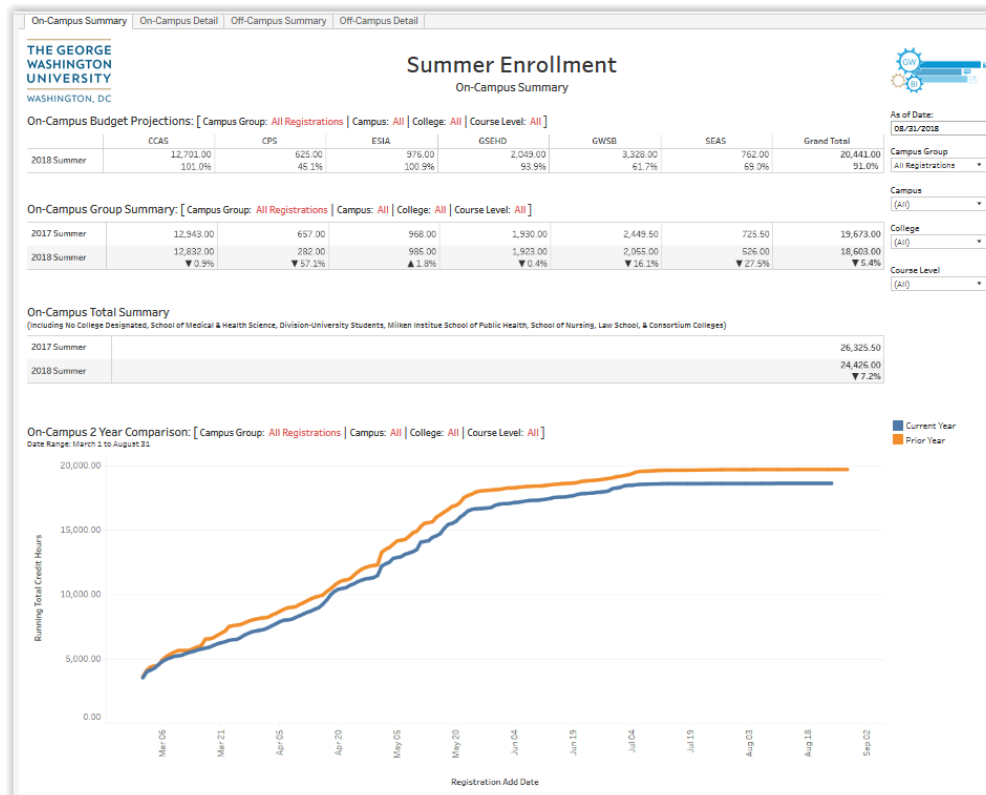
Summer Enrollment - Financial Directors (FD) Dashboard

Product Vision

- For:* Finance Directors
- Who:* Would like to manage their budgets effectively
- The:* Summer Enrollment Dashboard
- Is an:* Interactive and visualization tool
- That:* Provides key information and metrics
- Unlike:* Compiling data from different sources and merging them together in spreadsheets
- This Product:* Can be accessed online or on mobile devices, is secure, and pulls data from the data warehouse

New Features:

- **Summer Enrollment Dashboard [BETA]**
 - o The dashboard shows summer enrollment projections and comparisons vs. the previous year to allow Finance Directors to better manage their budgets.



Availability:

- The dashboard is available to authorized Tableau users.





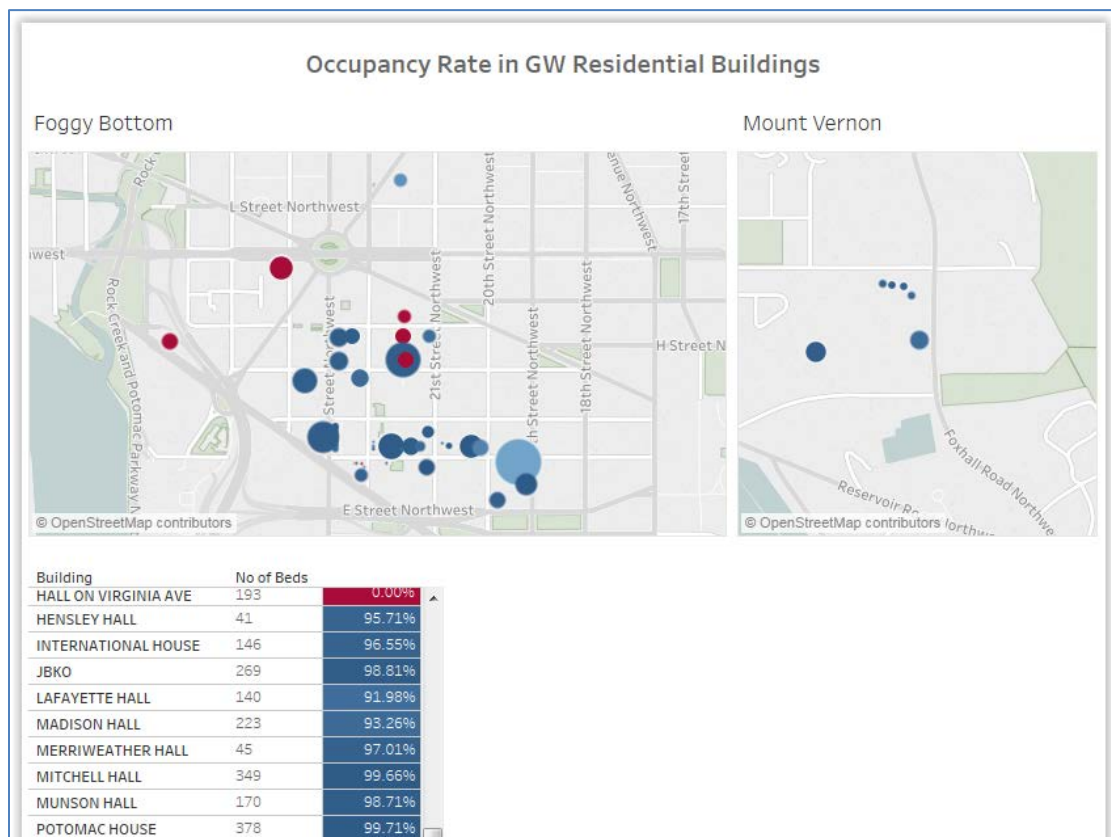
Housing Decision Center

Product Vision

- For:* GW Decision Makers
- Who:* Desire a simple way to access, use, and understand Housing Information
- The:* Housing Decision Center
- Is an:* Integrated source of Housing data
- That:* provides easy to use information that spans multiple years and can be consumed in multiple ways (Reports, Ad hoc queries, Dashboards, etc...)
- Unlike:* Distributed reports
- This Product:* Will be easy to use, visual, automatically updated, secured, and certified

New Products:

- **Occupancy in GW Residential Buildings [BETA]** – Based on student room assignments, occupancy rates in GW residential buildings can now be better understood and visualized. Questions about which buildings students are moving from and to within a semester can now be tracked.



Availability:

- The BETA version is available to a select group of users in Housing.





Human Resources Decision Center



Product Vision

For: GW HR Decision Makers
Who: Desire a simple way to access, use, and understand Human Resources Information
The: HR Decision Center
Is an: Integrated source of Human Resources data
That: Provides easy to use information that spans multiple years and can be consumed in multiple ways (Reports, Cubes, Dashboards, etc...)
Unlike: SQL reports and manual spreadsheets
This Product: Will be easy to use, visual, automatically updated, secured, and certified

Added Features:

- **Employee Type** – Based on employee class, employee type was added to easily group employees as either Faculty, Staff, Graduate Assistant, Research, Student, or Temporary.
- **Employee Category** – Based on employee benefit category, employee category was added to easily group employees as either regular or temporary employees.

Availability:

- Accessible to authorized Cognos and Tableau users.

GCAS Dashboard

Product Vision

For: GW's **Grants and Contracts Accounting** Staff and Decision Makers
Who: Would like to manage the awards accounting process
The: GCAS Dashboard
Is an: Interactive and visualization tool
That: Provides key information and metrics
Unlike: Compiling data from different sources/reports and merging them together in spreadsheets
This Product: can be accessed online or on mobile devices, is secure, and pulls data from the data warehouse (primarily from PI Dashboard and GL Decision Center data)

Added Features:

- **Payroll Labor Distribution Report raw data** – Added the ability to select records by Banner Org or Banner Index.
- **Labor Effort reports** – Added the employee's email address to labor effort reports for automation purposes.

Availability:

- Accessible to authorized Cognos users.

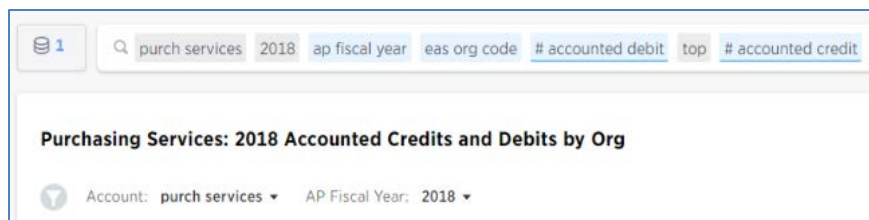




ThoughtSpot Implementation

New worksheets:

- **General Ledger Lines Worksheet** contains GL Lines activity for the current and previous fiscal years.



Sample of a search in ThoughtSpot to find totals for Purchased Services for FY 2018

- **Award Actual Expenditure Worksheet** contains details of expenses charged to research grants.

The screenshot shows a search interface with filters for 'pi last name (pte)', 'pi first name (pte)', 'pi emp faculty academic title (pte)', 'award type', 'award status', 'award long name', and 'award funding source desc contains "national institutes"'. The results are titled 'NIH Funded Cancer Research with PI Info' and show filters for 'Award Fundin...', 'Award Long N...', 'Award Status: active', and 'PI Last Name...'. Below the filters is a table with columns: PI Last Nam..., PI First Nam..., PI Emp Faculty Academic Title (PTE), Award Type, Award Statu..., and Award Long Name.

| PI Last Nam... | PI First Nam... | PI Emp Faculty Academic Title (PTE) | Award Type | Award Statu... | Award Long Name |
|----------------|-----------------|---|------------|----------------|---|
| Chiappinelli | Katherine | Assistant Professor of Microbiology, Immunology, and Tropical Medic | Grant | ACTIVE | Epigenetic activation of the interferon response to |
| Dimri | Manjari | Associate Research Professor of Biochemistry and Molecular Biology | Grant | ACTIVE | A novel regulator of triple negative breast cancer a |
| Gravitt | Patti | Professor of Global Health | Grant | ACTIVE | Translating Molecular Diagnostics for Cervical Canc |
| Lee | Norman | Professor of Pharmacology | Grant | ACTIVE | Consequences and Mechanism of aberrant splicing |
| Mazumder | Raja | Associate Professor of Biochemistry and Molecular Biology | Grant | ACTIVE | Integration of comprehensive cancer mutation and |
| Mishra | Lopa | Professor of Surgery | Grant | ACTIVE | Cellular interactions between TGF-beta pathway m |
| Seto | Edward | Professor of Biochemistry and Molecular Medicine | Grant | ACTIVE | The Basic and Translational Implication of SIRT1 an |
| Shibata | Maho | Assistant Professor of Anatomy and Regenerative Biology | Grant | ACTIVE | Investigation of luminal stem cells and castration re |
| Tzatsos | Alexandros | Assistant Professor of Anatomy and Regenerative Biology | Grant | ACTIVE | Deregulation of COMPASS complex and enhancer c |
| Tzatsos | Alexandros | Assistant Professor of Anatomy and Regenerative Biology | Grant | ACTIVE | Epigenetic regulation of metabolic repogramming |

Sample of a search in ThoughtSpot to find NIH-funded awards

ThoughtSpot Upgrade:

- ThoughtSpot has been upgraded from version 4.4.1.4 to 4.5.1.4, delivering UI enhancements, security patches, and bug fixes.
- Full details of what's new are available here: [ThoughtSpot 4.5.1 Release Notes](https://www.thoughtspot.com/4.5.1-release-notes)

Learn more about ThoughtSpot: <https://www.thoughtspot.com/>





Business Intelligence Services (BIS) Strategic Initiatives

Tableau Upgrade:

- To avail of the latest features, Tableau Server has been upgraded from version 10.5 to 2018.2.
- Desktop users with current licenses are advised to upgrade to [version 2018.2.1](#) especially if the workbook will be published on the server.
- To find out what's new in Tableau 2018.2, please visit Tableau's [website](#).

